




# UDL Lesson Planning Template

Click here to learn more about planning with a POP.

<b>Name:</b>		<b>Date:</b>	
<b>Subject:</b>		<b>Unit:</b>	
<b>Title:</b>			
<b>Standards:</b>			


<p><b>Lesson Goal</b></p> 	<p>What is your <b>lesson goal</b>? Avoid prescribing the means or how to get there!</p>
---	--

<p><b>Predict</b> <i>High-Probability Barriers and Challenges</i></p> 	<p>What <b>high-probability challenges</b> should I <b>anticipate</b> with the methods, materials, assessments, and learning environment?</p>
---	---

<p><b>Overcome</b> <i>With Flexible Options, Scaffolds, and Supports</i></p> 	<p>How can I <b>overcome these challenges with flexible methods, materials, and media</b>? What scaffolds, supports, accommodations, and modifications do I need to offer? (Click the terms on the left for definition.)</p>
<b>Multiple Means of Engagement</b>	
<b>Multiple Means of Representation</b>	
<b>Multiple Means of Action / Expression</b>	

# UDL Lesson Planning Template

[Click here to learn more about planning with a POP.](#)

<p><b>Plan</b> <i>Assessment, Flexibility, and Structure of Lesson</i></p> 	<p><b>How do I plan</b> to assess students, provide flexibility, and structure my lesson?</p>		
	<p>What is my formative or summative assessment plan for students?</p>		
	<p>What am I trying to measure?</p>	<p><b>Skills</b></p>	<p><b>Concepts</b></p>
<p>Where can I provide flexibility and student choice?</p>	<p><b>Flexibility in the Process?</b></p>	<p><b>Flexibility in the Product?</b></p>	

# UDL Lesson Planning Template

[Click here to learn more about planning with a POP.](#)

## Structure / Plan of Your Lesson

Example:

Warm-Up:

Procedure:

Activities:

Assessment: